

■	Hg (m)		●	Hg (m)	
	FEM	□		FEM	□
CATR	44	43.2	●	60	59.2
CAF	47.9	47.1	●	67.4	66.6
TEF	43.2	42.4	●	66.6	65.8
TRF	42.4	41.6	●	65.8	65
<b>C25</b>					
CATR	40.1	39.3	●	56.1	55.3
CAF	44	43.2	●	63.5	62.7
TEF	43.2	42.4	●	62.7	61.9
TRF	42.4	41.6	●	61.9	61.1
<b>D25</b>					
CATR	40	39.2	●	48.3	47.5
CAF	39.3	38.5	●	51.8	51
TEF	43.2	42.4	●	54.9	54.1
TRF	42.4	41.6	●	54.1	53.3

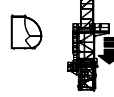
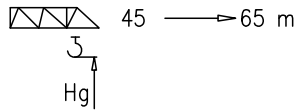
Power Control ASsys ACsys ULTRALIFT

**CE** FEM 1.001 - A4  
EN 14439 - C25 - D25

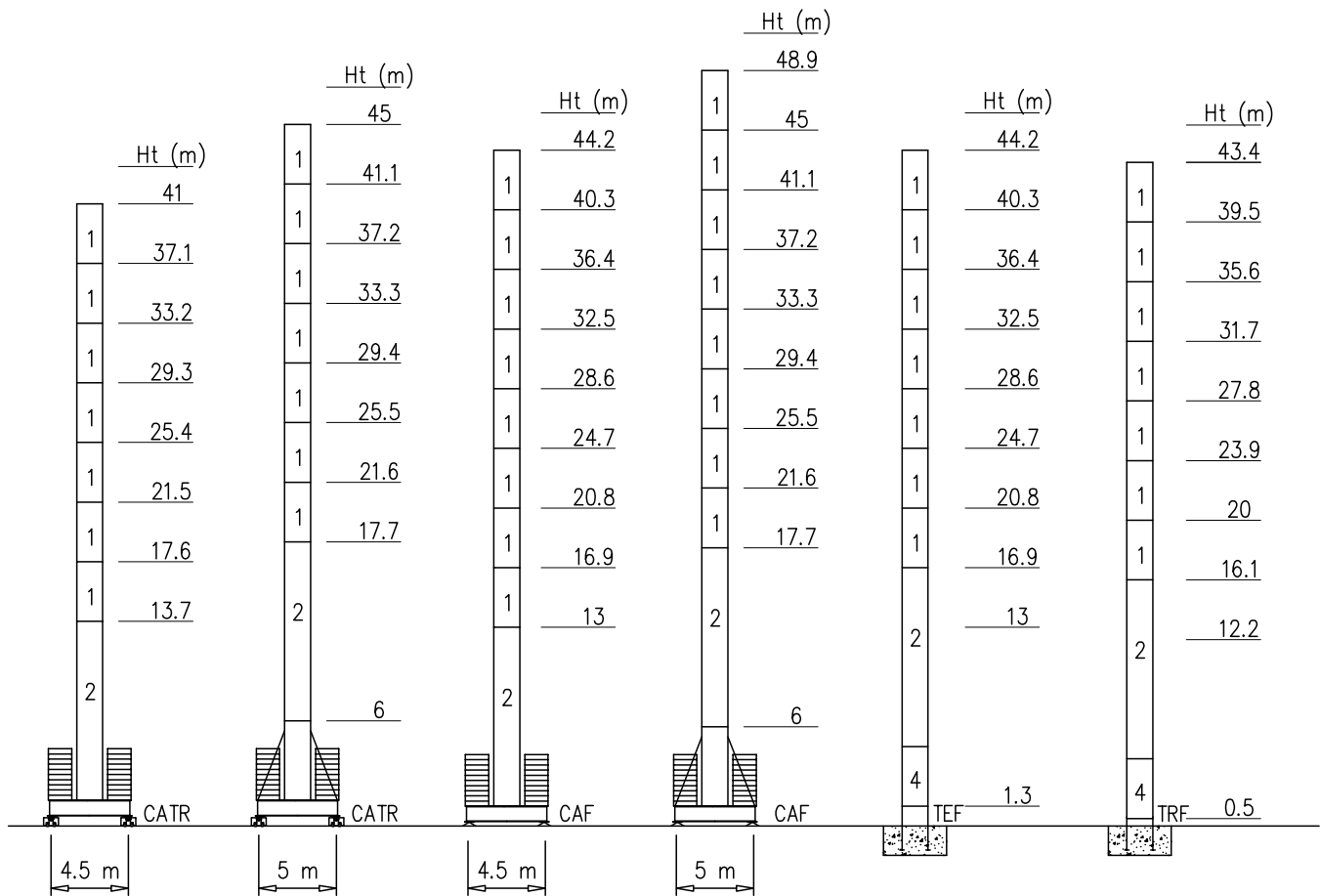
Torre/Reazioni – Masts/Reactions – Mat/Réactions – Mast/Eckdrücke – Mástil/Reacciones – Tramo/Reacções

SK1700 FEM

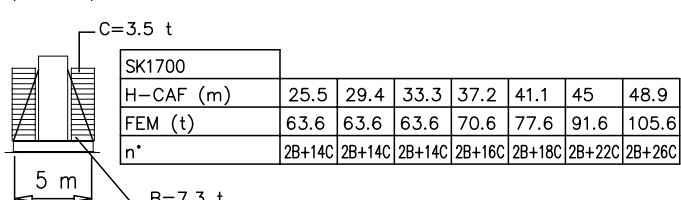
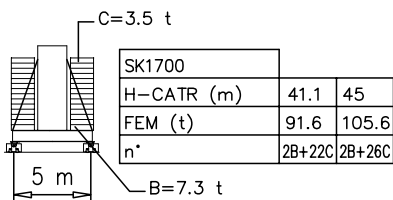
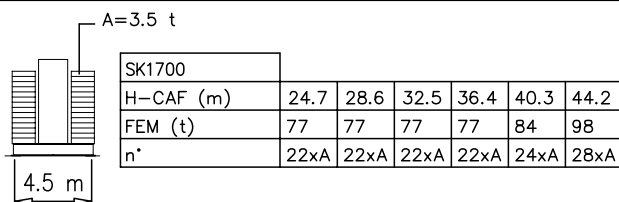
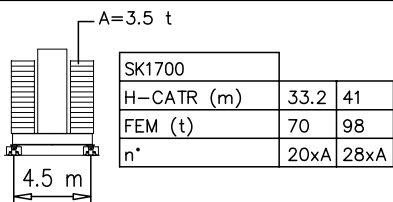
○ Hg=Ht-1 m  
 □ Hg=Ht-1.8 m



6	BCF052	2/4
5	BPF117	4/4
4	BPF039	4/4
3	ST117	2/2
2	BAF117	4/2
1	ST039	2/2

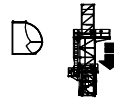
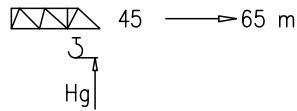


Peso zavorra – Ballast weight – Poids du lest – Ballastgewicht – Peso de lastre



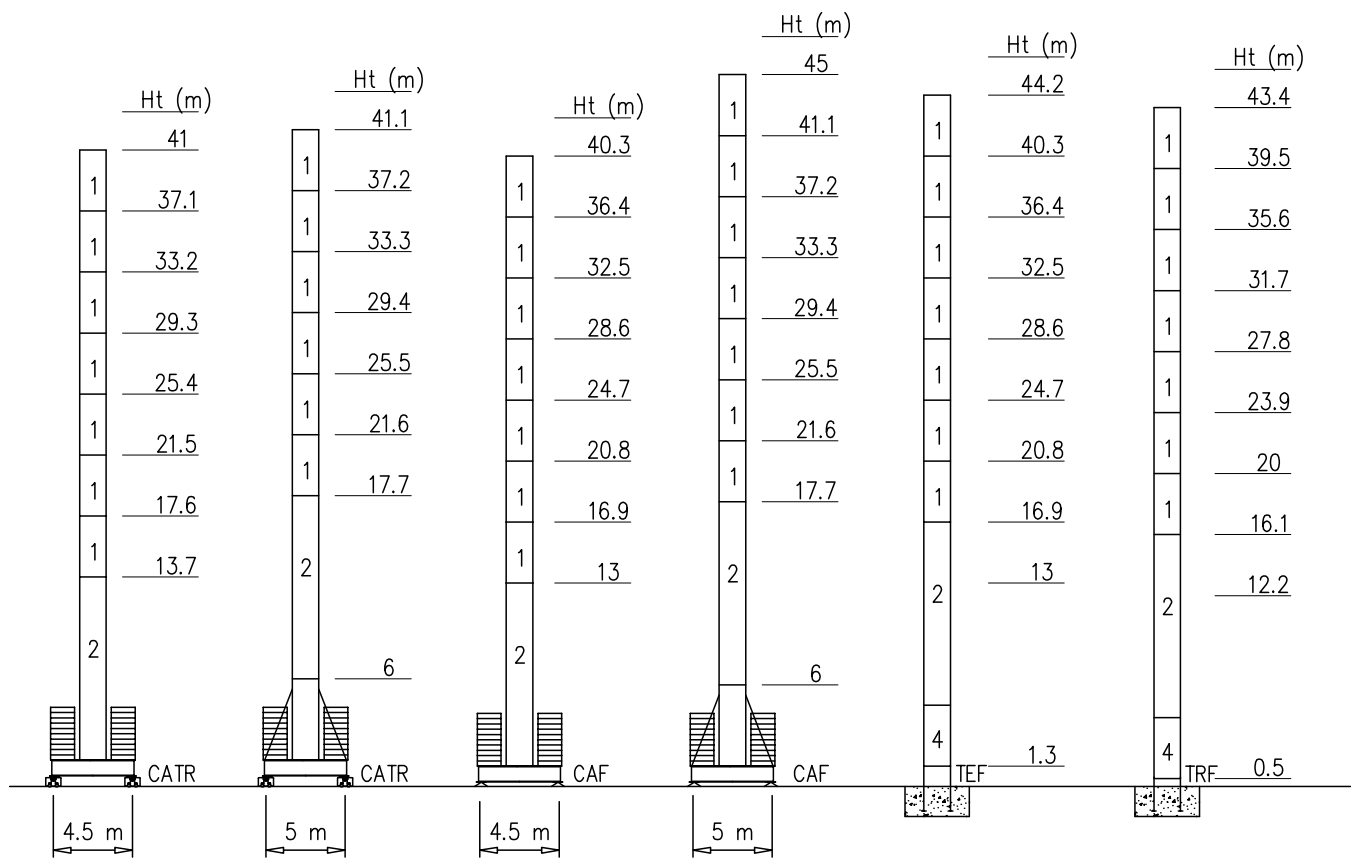
Torre/Reazioni – Masts/Reactions – Mat/Réactions – Maste/Eckdrücke – Mástil/Reacciones – Tramo/Reacções

SK1700 EN14439-C25

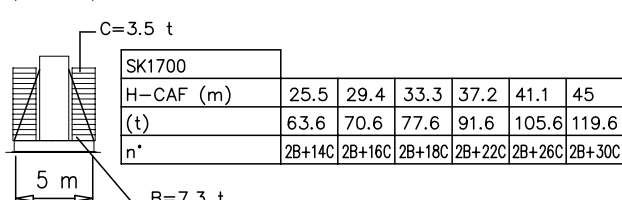
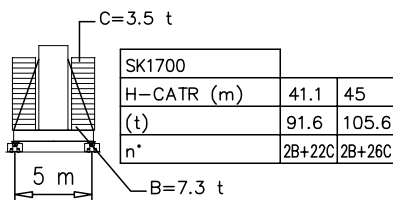
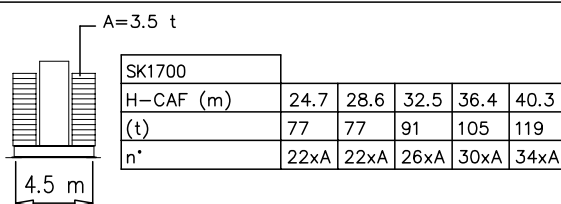
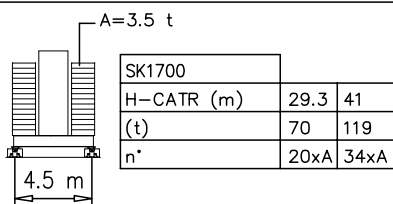


6	BCF052	2/4
5	BPF117	4/4
4	BPF039	4/4
3	ST117	2/2
2	BAF117	4/2
1	ST039	2/2

○ Hg=Ht-1 m  
 □ Hg=Ht-1.8 m

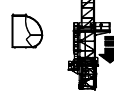
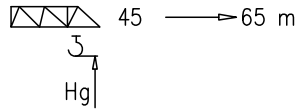


Peso zavorra – Ballast weight – Poids du lest – Ballastgewicht – Peso de lastre



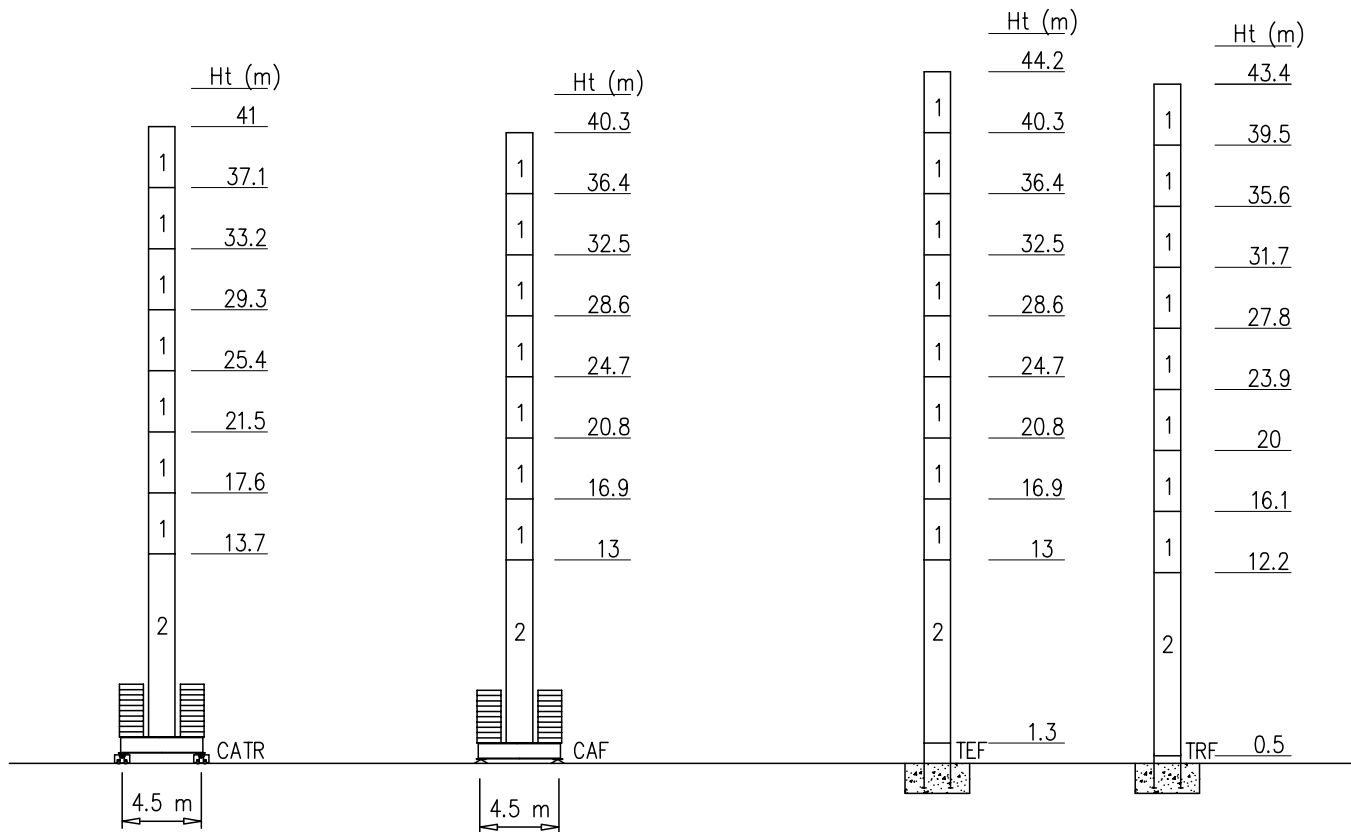
Torre/Reazioni – Masts/Reactions – Mat/Réactions – Mast/Eckdrücke – Mástil/Reacciones – Tramo/Reações

SK1700 EN14439-D25

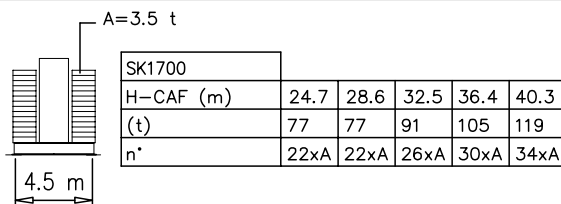
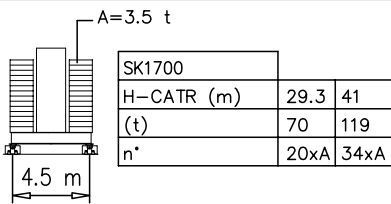


- Hg=Ht-1 m
- Hg=Ht-1.8 m

6	BCF052	2/4
5	BPF117	4/4
4	BPF039	4/4
3	ST117	2/2
2	BAF117	4/2
1	ST039	2/2



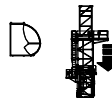
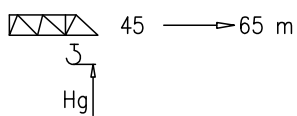
Peso zavorra – Ballast weight – Poids du lest – Ballastgewicht – Peso de lastre




Torre/Reazioni – Masts/Reactions – Mat/Réactions – Maste/Eckdrücke – Măstil/Reacciones – Tramo/Reacções

SN2050 FEM

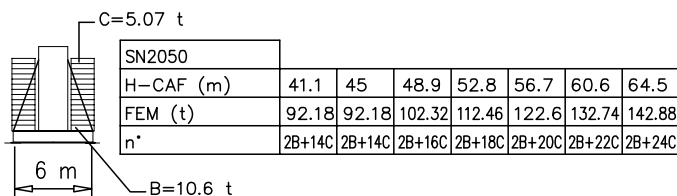
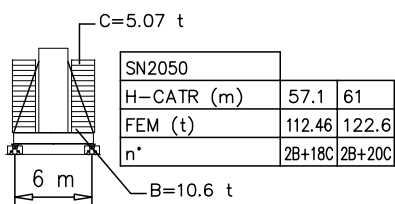
○ Hg=Ht-1 m  
 □ Hg=Ht-1.8 m



14	BCF052	2/4 M45
13	BAF052	2/4 M42
12	BPF117	4/4 M45-45
11	BNF117	4/4 M45-42
10	BOF117	4/4
9	BOF039	4/4
8	BO039	2/2
7	STR039	2/2
6	SBR117	4/2
5	SBR039	4/2
4	SB117	4/2
3	SB039	4/2
2	ST117	2/2
1	ST039	2/2



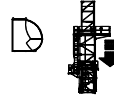
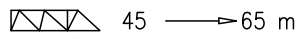
Peso zavorra – Ballast weight – Poids du lest – Ballastgewicht – Peso de lastre




Torre/Reazioni – Masts/Reactions – Mat/Réactions – Maste/Eckdrücke – Măstil/Reacciones – Tramo/Reacções

SN2050 FEM

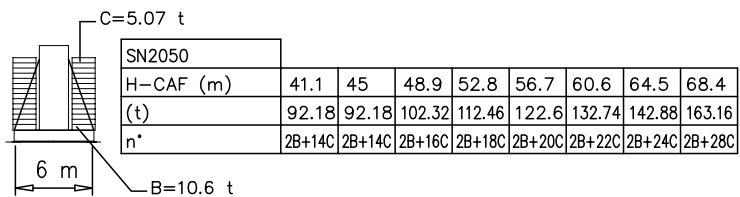
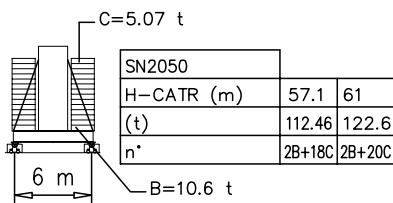
○ Hg=Ht-1 m  
 □ Hg=Ht-1.8 m



14	BCF052	2/4 M45
13	BAF052	2/4 M42
12	BPF117	4/4 M45-45
11	BNF117	4/4 M45-42
10	BOF117	4/4
9	BOF039	4/4
8	BO039	2/2
7	STR039	2/2
6	SBR117	4/2
5	SBR039	4/2
4	SB117	4/2
3	SB039	4/2
2	ST117	2/2
1	ST039	2/2

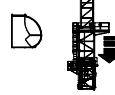
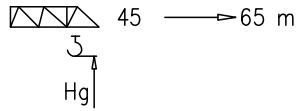


Peso zavorra – Ballast weight – Poids du lest – Ballastgewicht – Peso de lastre




Torre/Reazioni – Masts/Reactions – Mat/Réactions – Maste/Eckdrücke – Mástil/Reacciones – Tramo/Reacções

SN2050 EN14439-C25

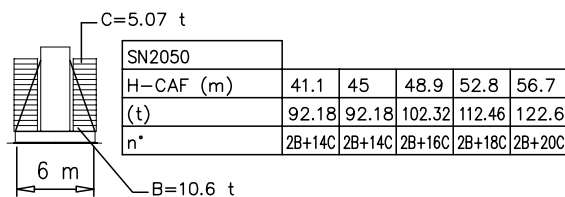
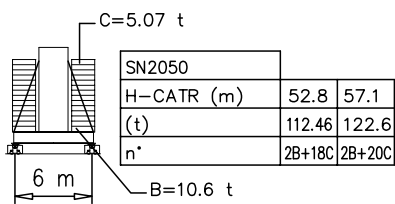


○ Hg=Ht-1 m  
 □ Hg=Ht-1.8 m

14	BCF052	2/4 M45
13	BAF052	2/4 M42
12	BPF117	4/4 M45-45
11	BNF117	4/4 M45-42
10	BOF117	4/4
9	BOF039	4/4
8	BO039	2/2
7	STR039	2/2
6	SBR117	4/2
5	SBR039	4/2
4	SB117	4/2
3	SB039	4/2
2	ST117	2/2
1	ST039	2/2

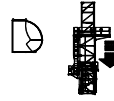
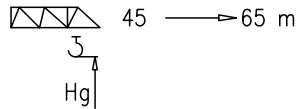


Peso zavorra – Ballast weight – Poids du lest – Ballastgewicht – Peso de lastre



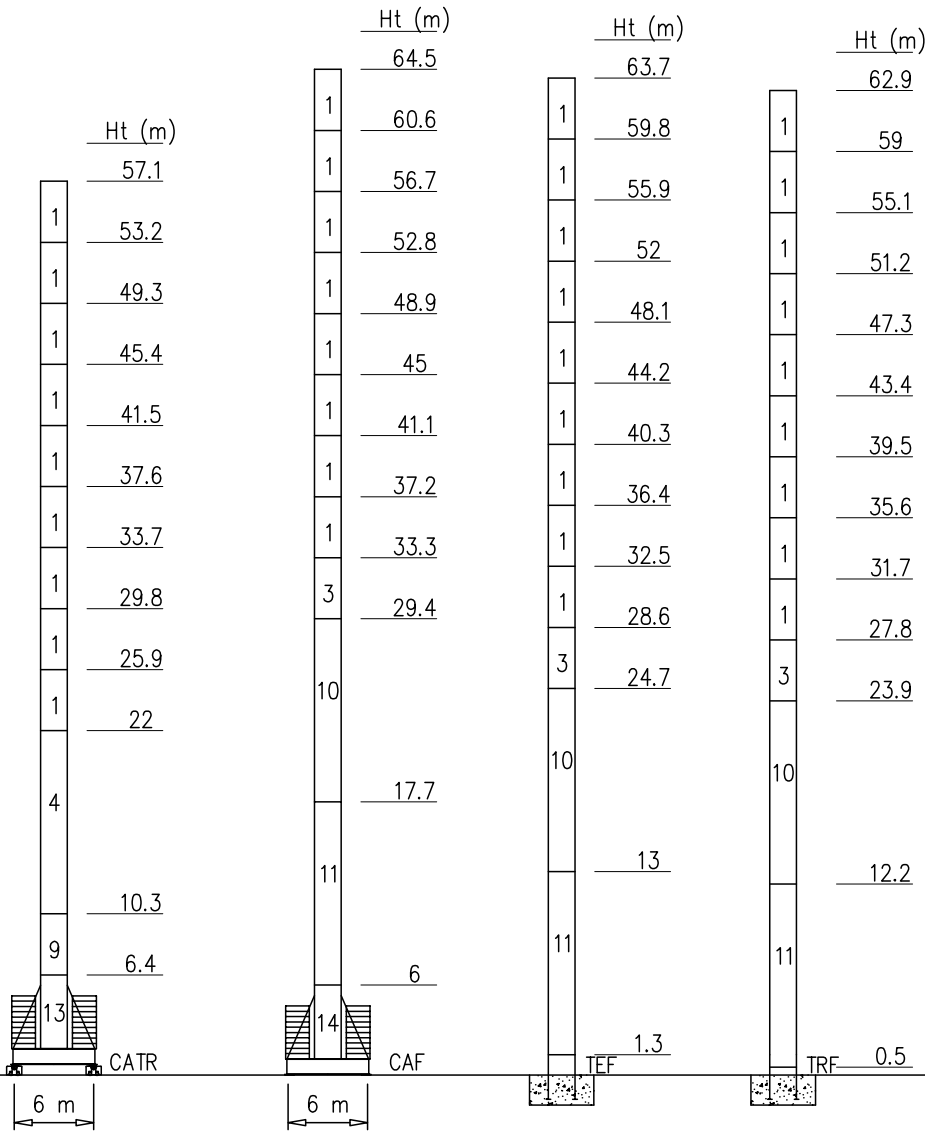
Torre/Reazioni – Masts/Reactions – Mat/Réactions – Maste/Eckdrücke – Mástil/Reacciones – Tramo/Reacções

SN2050 EN14439-C25

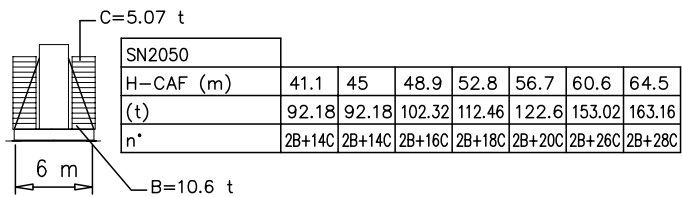
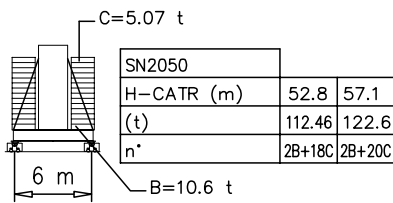


○ Hg=Ht-1 m  
 □ Hg=Ht-1.8 m

14	BCF052	2/4 M45
13	BAF052	2/4 M42
12	BPF117	4/4 M45-45
11	BNF117	4/4 M45-42
10	BOF117	4/4
9	BOF039	4/4
8	BO039	2/2
7	STR039	2/2
6	SBR117	4/2
5	SBR039	4/2
4	SB117	4/2
3	SB039	4/2
2	ST117	2/2
1	ST039	2/2



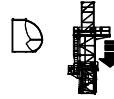
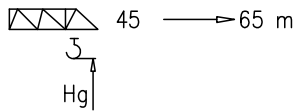
Peso zavorra – Ballast weight – Poids du lest – Ballastgewicht – Peso de lastre





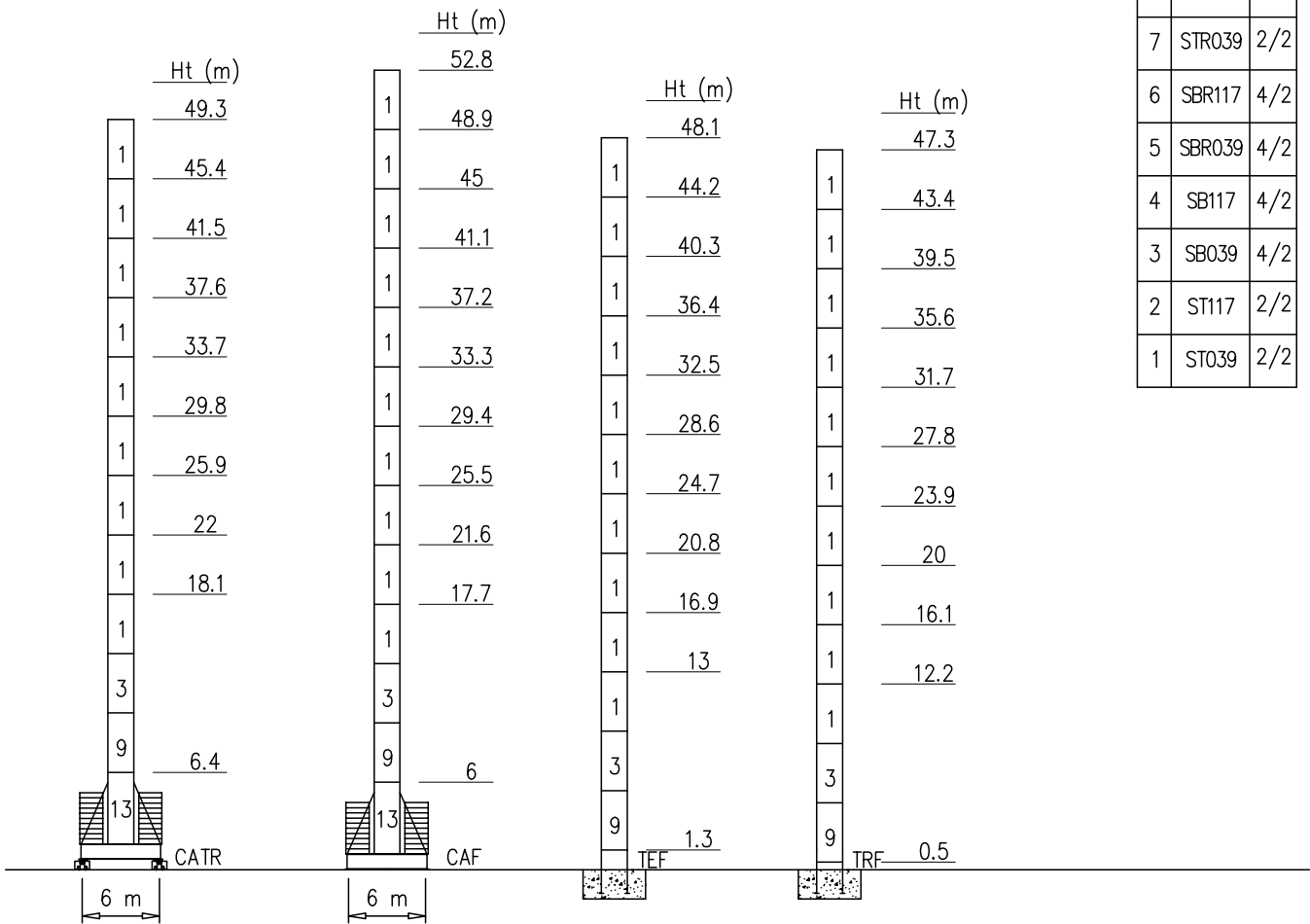
Torre/Reazioni – Masts/Reactions – Mat/Réactions – Maste/Eckdrücke – Măstil/Reacciones – Tramo/Reacções

SN2050 EN14439-D25

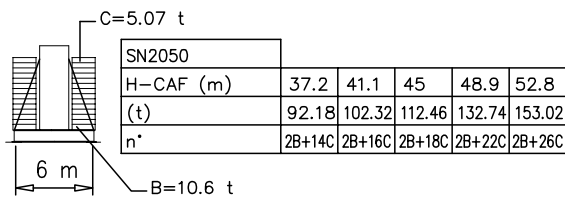
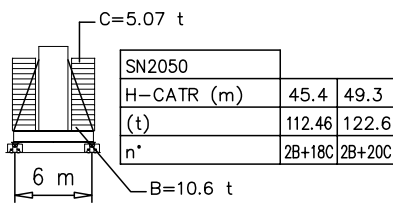


- Hg=Ht-1 m
- Hg=Ht-1.8 m

14	BCF052	2/4 M45
13	BAF052	2/4 M42
12	BPF117	4/4 M45-45
11	BNF117	4/4 M45-42
10	BOF117	4/4
9	BOF039	4/4
8	BO039	2/2
7	STR039	2/2
6	SBR117	4/2
5	SBR039	4/2
4	SB117	4/2
3	SB039	4/2
2	ST117	2/2
1	ST039	2/2

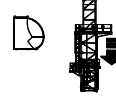
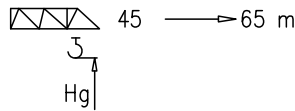


Peso zavorra – Ballast weight – Poids du lest – Ballastgewicht – Peso de lastre



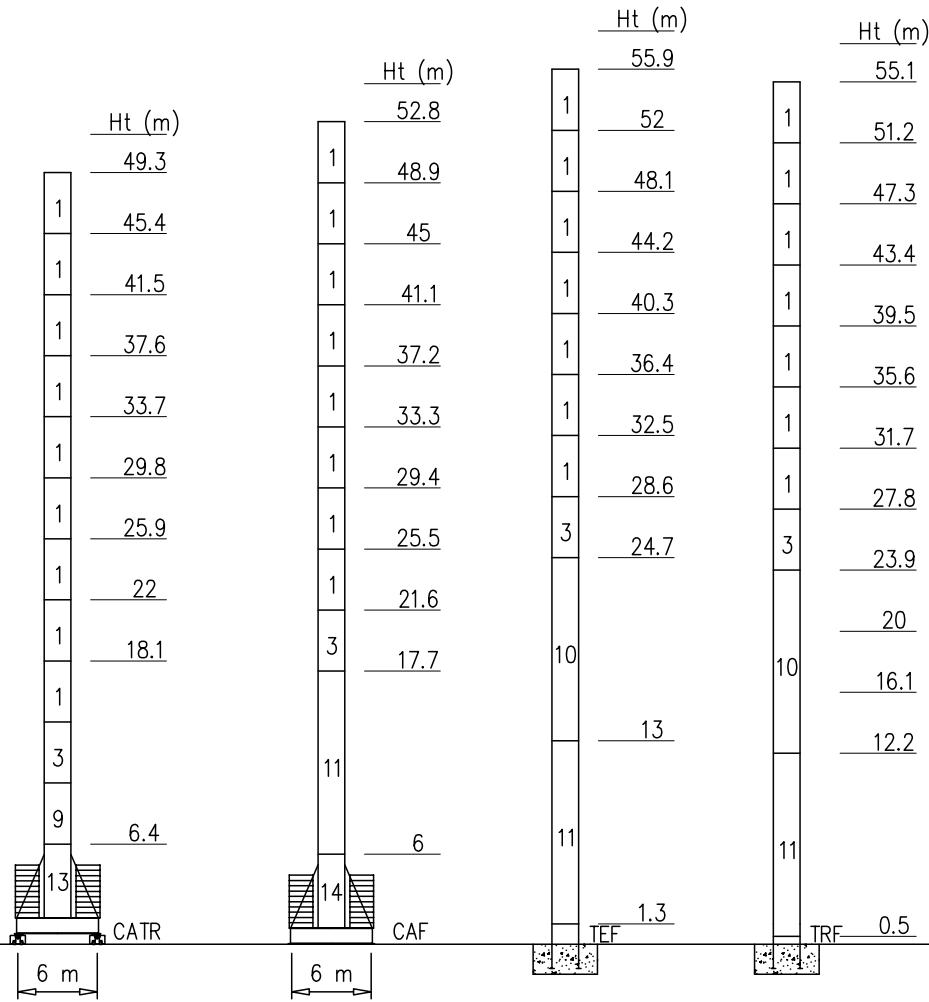
Torre/Reazioni – Masts/Reactions – Mat/Réactions – Maste/Eckdrücke – Măstil/Reacciones – Tramo/Reacções

SN2050 EN14439-D25

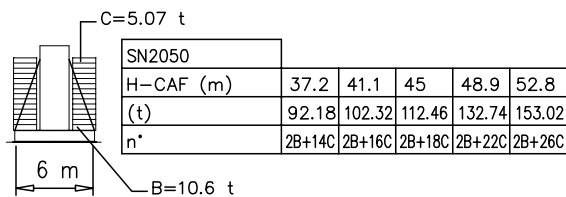
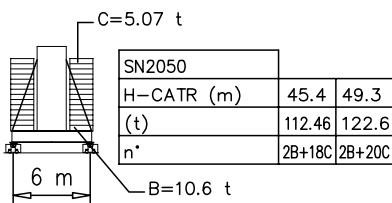


○ Hg=Ht-1 m  
 □ Hg=Ht-1.8 m

14	BCF052	2/4 M45
13	BAF052	2/4 M42
12	BPF117	4/4 M45-45
11	BNF117	4/4 M45-42
10	BOF117	4/4
9	BOF039	4/4
8	BO039	2/2
7	STR039	2/2
6	SBR117	4/2
5	SBR039	4/2
4	SB117	4/2
3	SB039	4/2
2	ST117	2/2
1	ST039	2/2



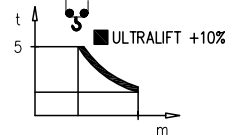
Peso zavorra – Ballast weight – Poids du lest – Ballastgewicht – Peso de lastre



Curve di carico – Courbes de charges – Load diagrams – LastKurven – Curvas de cargas

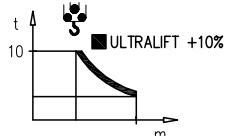
Pmax 5000 kg

	31240 kg	65 m	3.5	29.5	36	38	40	42	44	46	48	50	52	54	56	58	60	62	65	m
			5000	5000	4900	4500	4200	3900	3700	3500	3400	3200	2900	2800	2700	2600	2100	1800	1700	kg
	31240 kg	60 m	3.5	35.2	36	38	40	42	44	46	48	50	52	54	56	58	60			m
			5000	5000	4900	4500	4200	3900	3700	3500	3400	3200	2900	2800	2700	2600	2500			kg
	28400 kg	55 m	3.5		36.8	40	42	44	46	48	50	52	54	55						m
			5000		5000	4700	4400	4000	3800	3600	3500	3300	3200	3000						kg
	25560 kg	50 m	3.5		37.6	40	42	44	46	48	50									m
			5000		5000	4700	4400	4000	3800	3600	3500									kg
	22720 kg	45 m	3.5		37.6	40	42	44	45											m
			5000		5000	4700	4400	4150	4000											kg

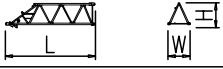
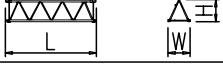





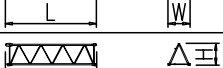
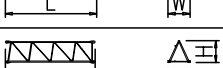




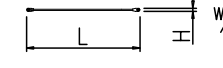
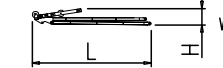
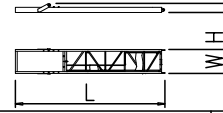
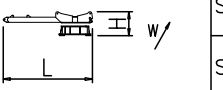
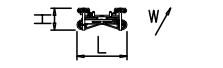
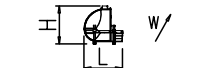


Pmax 10000/5000 kg

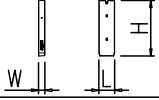





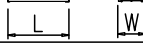









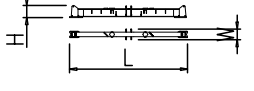
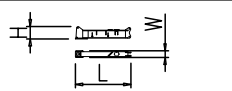



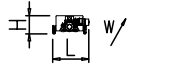

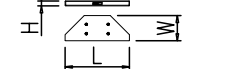
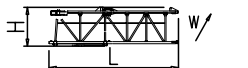
	31240 kg	65 m	3.5	16.4	22	26	30	32	34	36	38	40	42	44	46	48	50	52	54	56	58	60	62	65	m
			10000	8900	7400	6000	5600	5300	4900	4500	4200	3900	3700	3500	3400	3200	2900	2800	2700	2600	2100	1800	1700		kg
	31240 kg	60 m	3.5	19.5	22	26	30	32	34	36	38	40	42	44	46	48	50	52	54	56	58	60			m
			10000	8900	7400	6000	5600	5300	4900	4500	4200	3900	3700	3500	3400	3200	2900	2800	2700	2600	2500				kg
	28400 kg	55 m	3.5	20.4	22	26	30	32	34	36	38	40	42	44	46	48	50	52	54	55					m
			10000	9800	8200	7000	6300	5900	5500	5000	4700	4400	4000	3800	3600	3500	3300	3200	3000						kg
	25560 kg	50 m	3.5	20.9	22	26	30	32	34	36	38	40	42	44	46	48	50								m
			10000	9800	8200	7000	6300	5900	5500	5000	4700	4400	4000	3800	3600	3500									kg
	22720 kg	45 m	3.5	20.8	24	26	30	32	34	36	38	40	42	44	45										m
			10000	9700	8950	7300	6800	6100	5700	5000	4700	4400	4150	4000											kg



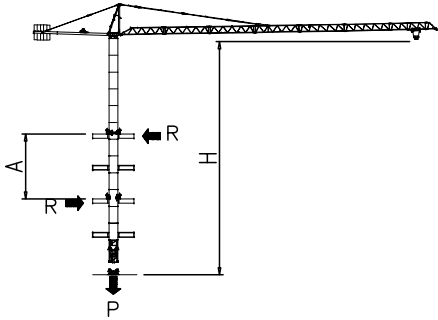
PESI E INGOMBRI – PACKING LIST – LISTE DE COLISAGE – GEWICHT UND ABMESSUNGEN

Denominazione Description	Disegno Draw	Pezzi Pieces	Dimensioni-Dimensions (mm)			Peso-Weight (kg)		
			L	W	H	Unit	Total	
Elemento di braccio Jib element Elèment de èche Elemento de flecha	n°1 	1	5760	1440	1600	1100	–	
	n°2 	1	5820	1400	1470	820	–	
	n°3 	1	5860	1400	1470	840	–	
	n°4 	1	5860	1400	1470	780	–	
	n°5 	1	5860	1400	1470	740	–	
	n°6 	1	5850	1400	1470	720	–	
	n°7 	1	5820	1400	1470	720	–	
	n°8 	1	5820	1400	1470	760	–	
	n°9 	1	5850	1400	1450	700	–	
	n°10 	1	5740	1400	1450	520	–	
	n°11 	1	5770	1400	1450	500	–	
	n°12 	1	4350	1400	1450	390	–	
	Punta 	1	800	1400	1400	170	–	
Tirante completo Complete tie rod Tirant complète Tirante completo		12	6500	200	200	240	3540	
Cuspide Cusp Pointre Cùspide		1	8300	1500	1000	2900	–	
Contorbraccio completo Complete counterjib Contreflèche complète Contraflecha completa		1	9300	1650	600	2000	–	
Gruppo girevole Slewing group Table tournante Grupo giratorio		SK1700	1	5100	1810	1400	6500	–
		SN2050	1	5100	1810	1400	6800	–
Carrello Trolley Chariot Carretilla		1	1900	1620	1000	400	–	
Ballatoio con cabina Access balcony with cabin Porte cabine Balcòn corrido con cabina		1	2500	2150	2450	1000	–	

PESI E INGOMBRI – PACKING LIST – LISTE DE COLISAGE – GEWICHT UND ABMESSUNGEN

Denominazione Description	Disegno Draw	Pezzi Pieces	Dimensioni-Dimensions (mm)			Peso-Weight (kg)		
			L	W	H	Unit	Total	
Blocchi contrappeso Counterweight block Contre-poids Bloques de contrapeso	VX28 	11	1100	280	3700	2840	31240	
Elemento di torre Mast element Elément de mât Elemento de torre	ST039 	SK1700	–	3900	1785	1785	1750	–
	STR039 	SN2050	–	3900	2110	2110	2320	–
	ST052 	SK1700	–	5200	1785	1785	2250	–
		SN2050	–	5200	2110	2110	2850	–
	ST117 	SK1700	–	11700	1785	1785	4690	–
		SN2050	–	11700	2110	2110	5790	–
	SB039 	SK1700	–	3900	1785	1785	2100	–
	SB039 	SN2050	–	3900	2110	2110	2710	–
	SB052 	SK1700	–	5200	1785	1785	2600	–
		SN2050	–	5200	2110	2110	3350	–
	SB117 	SK1700	–	11700	1785	1785	4830	–
	SBR117 	SN2050	–	11700	2110	2110	7000	–
BOF039 	SK1700	–	3900	1785	1785	2450	–	
B0039 	SN2050	–	3900	2110	2110	3370	–	
BOF052 	SK1700	–	5200	1785	1785	3390	–	
	SN2050	–	5200	2110	2110	3880	–	
BOF117 BNF117 BPF117 	SK1700	–	11700	1785	1785	6920	–	
	SN2050	–	11700	2110	2110	8180	–	
Elemento di base Base element Mat de base Elemento de base	BAF052 	SK1700	1	5200	2060	2060	3650	–
	BCF052 	SN2050	1	5200	2260	2260	4040	–
Carro di base Base carriage Chassis de base Cruceta de base		4.5x4.5	1	6670	500	1260	3180	3180
		5x5	1	7550	670	780	2300	2300
		6x6	1	8870	670	780	2500	2500
		4.5x4.5	2	3100	500	1260	1400	2800
		5x5	2	3530	420	780	1060	2120
		6x6	2	4320	420	780	1200	2400
Puntoni di base Rafter Jambes de force Cabrios de base		5x5	4	4250	240	300	280	1120
		6x6	4	4560	420	300	420	1680
Elemento a perdere Disposable frame Chassis a perdre Bastidor desechable		SK1700	1	1840	1910	1910	1430	–
		SN2050	1	2600	2260	2260	2030	–
Elemento recuperabile Recoverable frame Chassis récupérable Bastidor recuperable		SK1700	1	1300	2170	2170	1720	–
		SN2050	1	1300	2620	2620	1860	–
Bogie di traslazione Driven bogie Boggie motorisée Balancin de traslaciòn			4	1160	700	600	700	2800
Blocco zavorra di base Base ballast block Lest de base Blaque de lastre		4.5x4.5	–	4400	1200	290	3500	–
		5x5	2	5300	1000	600	7300	14600
		6x6	2	6400	1200	600	10600	21200
		5x5	–	4100	1600	300	3500	–
		6x6	–	4800	2000	300	5070	–
Corsoio di montaggio Climbing cage Cage de montage Jaula de montaje		SK1700	1	8300	2600	2500	6000	–
		SN2050	1	8300	2900	2700	6700	–

GRU IN CAVEDIO – TELESCOPAGE SUR DALLES – CLIMBING CRANE – KLETTERKRANE IM GEBAUDE



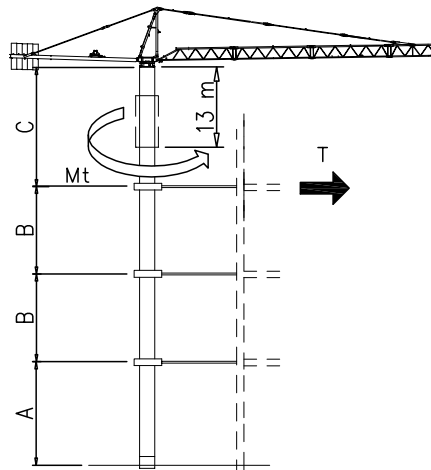
SK1700	H (m)	A (m)
	39	Min 9
Apertura passaggio gru Opening for crane passing 		Max 12

SN2050	H (m)	A (m)
	50.8	Min 9
Apertura passaggio gru Opening for crane passing 		Max 12

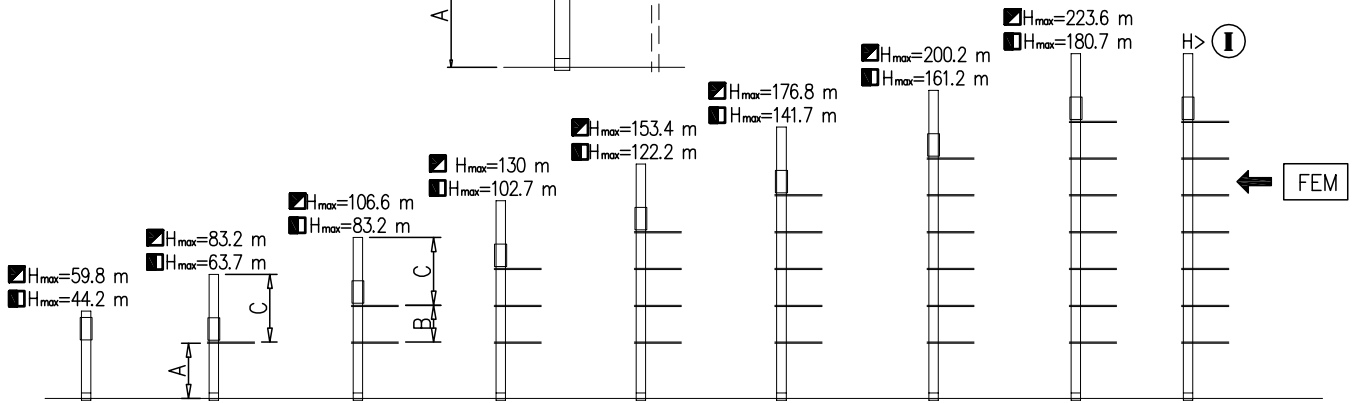
SOPRALZO IDRAULICO – TELESCOPABLE – EXTERNAL CLIMBING – KLETTERKRANE

FEM

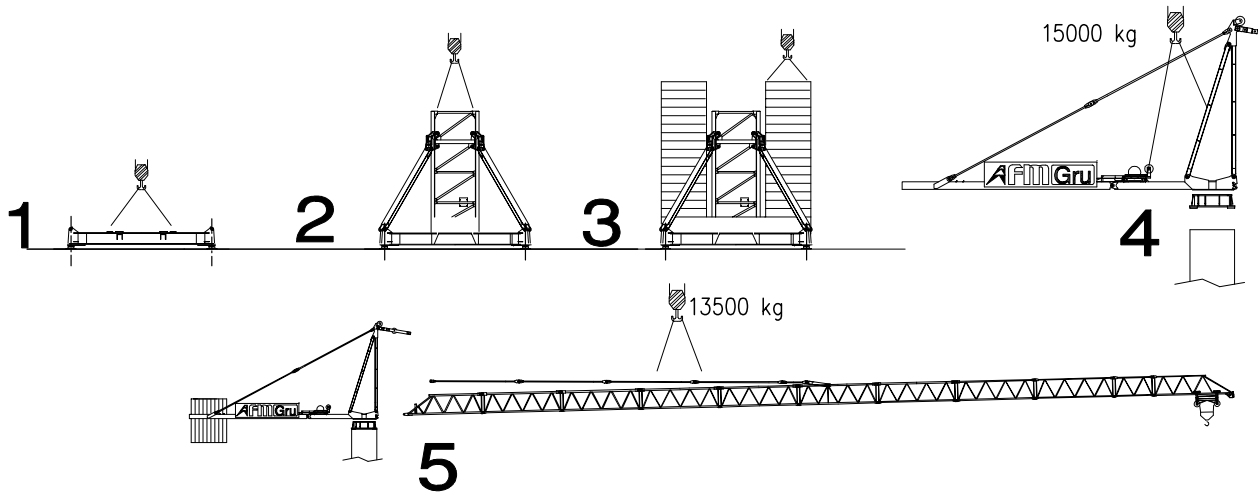
	SK1700
MAX C	32.5 m
B	19.5 m
A	31.2 m



	SN2050-M42	SN2050-M45
MAX C	36.4 m	36.4 m
B	23.4 m	23.4 m
A	46.8 m	54.6 m
Hmax+7.8 m		



Montaggio – Montage – Erection – Montage – Montaje – Montagem



Meccanismi – Mechanisms – Mécanismes – Antriebe – Mecanismos

Sollevamento V45.60 Hoisting Levage Heben Elevaciòn Elevaçao							 m/min vs t	 m/min vs t	V45.60 33 kW 57 kVA  270 m 500 m (L)					
	m/min	3	14	30	45	60				72				
	t	5	5	5	3.5	2.4	1.4							
m/min	1.5	7	15	22.5	30	36								
t	10	10	10	7	4.8	2.8								
Sollevamento V75.105 Hoisting Levage Heben Elevaciòn Elevaçao							 m/min vs t	 m/min vs t	V75.105 55 kW 80 kVA  260 m 520 m (L)					
	m/min	4	20	40	63	78				105				
	t	5	5	5	3.7	2.8	1,7							
m/min	2	10	20	31.5	39	52.5								
t	10	10	10	7.4	5.6	3.4								
Sollevamento V100.130 Hoisting Levage Heben Elevaciòn Elevaçao													V100.130 75 kW 110 kVA  360 m 750 m (L)	
	m/min	5	28	54	86	115	130	3	14	27	43	57		65
	t	5	5	5	4	2.8	1.4	10	10	10	8	5.6		2.8
	 m/min vs t						 m/min vs t							
Sollevamento V100.170 Hoisting Levage Heben Elevaciòn Elevaçao													V100.170 75 kW 110 kVA  388 m 776 m (L)	
	m/min	7	35	67	107	147	170	3.5	17.5	33.5	53.5	73.5		85
	t	5	5	5	2.5	1.6	0.6	10	10	10	5	3.2		1.2
	 m/min vs t						 m/min vs t							

Meccanismi – Mechanisms – Mécanismes – Antriebe – Mecanismos

Sollevamento V170.220 Hoisting Levage Heben Elevaciòn Elevaçao														V170.220 125 kW 150 kVA    388 776 m (L)
	m/min	7	40	90	135	170	220	3.5	20	45	67.5	85	110	
	t	5	5	5	4	3.1	1.5	10	10	10	8	6.2	3	

Carrello Trolleying Distribution Katzfahren Distribuciòn Distribuiçao			0 → 50	m/min	5.5 kW	Potenza elettrica necessaria Puisance électrique nécessaire Necessary electric power Anschlusswert – Potencia
Rotazione Slewing Orientation Schwenken Orientaciòn Rotaçao			0 → 0,9	giri/min tr/min rp/min	6.6 kW @ 1200rpm n° 3 x 2.2 kW	
Traslazione Travelling Translation Kranfahren Traslaciòn Traslaçao			0 → 20	m/min	7.5 kW	

Rete elettrica – Réseau – Mains supply – Netzstrom – Red – Rede electrica	400V – 50 Hz
---	--------------

FEM 1.001 – A4 EN 14439 – C25 – D25	
--	--